

# CONDENSING WATER BOILERS

**UCS 240** Wall Hung

**UCS 380** Floor Standing



UCS 240



## RESIDENTIAL & LIGHT COMMERCIAL

### UCS 240 Residential/Light Commercial

- 240 MBH
- 95% AFUE - ENERGY STAR® Certified
- 6.7:1 Turndown Ratio
- Wall Mounted
- Optional Floor Base Available

### UCS 380 Commercial Offering

- 380 MBH
- 95% Thermal Efficiency
- 10.5:1 Turndown Ratio
- Floor Standing

## ADVANCED ELECTRONICS

- **Anti-wind Function**  
Control automatically adjusts the fan speed to prevent loss of flame and lockouts
- **Flame Stabilization**  
Control allows the flame to stabilize before modulating, preventing flame drop outs and recycling

Includes **LABOR SAVER™**  
Primary/Secondary Manifold



UCS 240 w/Optional Stand



UCS 380



TAKE ADVANTAGE OF  
**REBATES**  
with **95% Efficiency**

\*Unit must be registered within 60 days from the date of original installation.  
All terms of Trinity Extended Service Agreement apply.


## A CLOSER LOOK UCS 240

The **UCS 240** is perfect for **Residential** or **Light Commercial** applications. The **95% AFUE** allows you to qualify for state, federal, or local utility company rebates.

**6.7:1 Modulation Turndown Ratio** saves energy by reducing the amount of gas used. By automatically modulating the gas input to match the heating level needed, the boiler operates at **optimum efficiency** resulting in **savings for you!**

**Optional Floor Base Kit** is available when the installation does not allow for a wall mounted solution. Boiler connections are easily accessible through the removable panels of the Optional Base.

1. Coaxial Flue Connector
2. Pressure Switch
3. Combustion Sight Glass
4. Flame Sensor/Ignitor
5. Heat Exchanger
6. Auxiliary Control Panel
7. Built-in Boiler Pump
8. Digital Display w/Back-light



UCS 240



## MULTIPLE BOILER PACKAGES AVAILABLE


Pair the **UCS 240/380** with one of our staging controls and 2-4 boilers for special package pricing!  
**Installing multiple boilers provide many benefits:**

- Improved Efficiency
- Built-in Redundancy
- Installation Flexibility
- Improved Serviceability
- Improved Boiler System Longevity



AMB4BUB  
 MBC Staging Control  
 with Matching Branding





UCS 380

## A CLOSER LOOK UCS 380

The **UCS 380** is ideal for **Commercial** applications. The **95% Thermal Efficiency** allows you to qualify for state, federal, or local utility company rebates.

An impressive **10.5:1 Modulation Turndown Ratio** can meet varying load demands, saving energy and reducing fuel costs!

**Optional Plug-and-Play CSD-1 Kits** are available where local code requires. Includes Manual Reset Low Water Cut Off (LWCO) and High Limit.

**Compact Floor Standing Design** features built-in leveling legs and a removable one-piece front jacket and lower side panels for easy access.

**LABOR SAVER™ Manifold included.**

The pre-manufactured primary/secondary piping saves time and money on the job site.

1. Coaxial Flue Connector
2. Combustion Sight Glass
3. Flame Sensor/Ignitor
4. Heat Exchanger
5. Auxiliary Control Panel
6. Built-in Boiler Pump
7. Digital Display w/Back-light



Larger Heat Exchanger Coils  
1-1/2" Hot & Cold Water Tappings  
Dual Anode Rods



Optional Indirect Tank Sensor

## OPTIONAL INDIRECT TANK CONNECTION

Utica Boilers **Stainless Steel Indirect Water Heaters** are available in 30 to 115 gallon capacities, featuring 316L stainless steel construction and accessible connections for an easy installation. Commercial sizes available in High Output 80 & 155 Gallon (HOC) and Extra High Output 85 & 155 Gallon (XHOC) models.

**Built by American Craftsmen since 1928**

## RATINGS

MODEL	INPUT MBH <sup>(1)</sup>		AHRI CERTIFIED RATINGS			VENTING		DIMENSIONS				
	MAX	MIN	Heating Capacity MBH <sup>(1)(2)</sup>	Net Water MBH <sup>(1)(3)</sup>	Efficiency <sup>(2)</sup>	Coaxial <sup>(4)</sup> Diameter (Inches)	2-Pipe <sup>(4)</sup> Diameter (Inches)	Water Content (Gallons)	Width	Height	Depth	Ship Weight Lbs.
UCS 240	241	36	216	188	95% AFUE	3" / 5"	3"	.8	17-3/4"	31-1/16"	23"	145
UCS 380	379	35	348	303	95% Thermal	4" / 6"	4"	4.6	23-5/8"	50"	25-1/2"	255

(1) 1000 Btu/hr (British Thermal Units Per Hour)

(2) Heating Capacity and AFUE (Annual Fuel Utilization Efficiency) are based on DOE (Department of Energy) test procedures

(3) Net Water Rating shown based on piping and pickup allowance of 1.15. Consult manufacturer before selecting boilers for installation having unusual piping and pickup requirements, such as intermittent system operation, extensive piping systems, etc.

(4) Refer to IOM and vent pipe manufacturer's instructions for equivalent lengths and approved venting materials.

Adapters and fittings used with all vent systems shall be from the same manufacturer and compatible with vent pipe.

### CONNECTIONS / TAPPINGS

	UCS 240	UCS 380
A: Condensate Drain	3/4" NPT	3/4" NPT
B: Gas Inlet & Shutoff	3/4" NPT	1" NPT
C: Boiler Supply	1"	1-1/2"
D: Boiler Return	1"	1-1/2"
E: System Supply & Return with Manifold	1-1/2"	1-1/2"

### ELECTRICAL

120 V ac, 60 hertz, 1 phase, less than 12 amps (15 amp circuit recommended)

### STANDARD EQUIPMENT


Boiler Control Module: High Limit/Electronic Ignition Control  
 User Display Interface: Digital Temp. Display with diagnostics and programmable settings.  
 Heat Exchanger: 316L Stainless Steel  
 Combustion: Stainless Steel Burner, Direct Spark Ignition, Combination Flame Sensor and Ignitor  
 Other: Assembled Boiler with Jacket, Built-In Boiler Loop Pump, 50 psi Relief Valve, Low Water Pressure Sensor, Temperature/Pressure Gauge

### OPTIONS

Outdoor Temperature Sensor, Indirect Tank Sensor, Floor Base Kit(UCS240), CSD-1 Kits available for both models (includes Manual Reset Low Water Cut Off as well as High Limit)

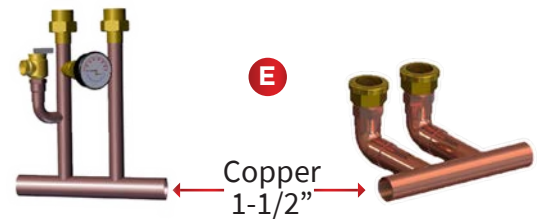


Bottom of UCS 240



Bottom of UCS 380

### LABOR SAVER™ Manifold Included



UCS 240 Manifold

UCS 380 Manifold



Tested for 50 psi. ASME on 240 Model  
 Tested for 80 psi. ASME on 380 Model  
 Maximum Allowable Working Pressure