

There are some things you can always depend on...

SSV Series



SSV Series

Gas-Fired, Wall Hung Modulating Condensing Boiler

- 95% AFUE
- 5:1 Turn Down Ratio
- SSV Vertical Heat Exchanger
 - Patent Pending
 - Low Maintenance, Self-Cleaning
 - Designed in the U.S., for the U.S.
 - 150 psi MAWP
- Approved for PVC, CPVC and Polypropylene venting
- 15-Year Limited Warranty plus an industry-leading first year \$500 Heat Exchanger Labor Warranty



There are some things you can always depend on...



www.utica boilers.com

Original...

The heat exchanger is the critical component of any boiler and is primarily responsible for efficiency and durability. At the heart of the 95% efficient SSV is the Utica family's unique, vertically mounted helical fin tube heat exchanger, made of 316L/444 stainless steel. The fins are laser welded onto the stainless tube resulting in greater strength and heat transfer capabilities.



SSV Coil

The SSV offers a round shape and a large diameter coil for better water flow and reduced scaling.

The vertically positioned SSV heat exchanger coil drains away any debris and scale and in doing so is self cleaning.

Economical...

The Utica SSV is 95% AFUE (Annual Fuel Utilization Efficiency) and has been awarded Energy Star Most Efficient status. The SSV's advanced control automatically regulates boiler operation to ensure you are using the least amount of fuel possible.

The SSV's control adjusts both the amount of gas being burned (modulation) as well as the boiler water temperature (outdoor reset). Gas burner modulation reduces your fuel cost by adjusting the fuel burned to meet the actual demands of your heating system. Rarely will your home require the full capacity of the SSV and burning more gas than needed is bad for your budget and the environment. Outdoor Temperature Reset adjusts the boiler water temperature based on outdoor conditions. During cold periods, water temperature is increased. As it gets warmer, water temperature is lowered. Varying the water temperature reduces your fuel costs.

The increased efficiency of the Utica SSV could save up to 40% on heating bills annually.*

The 95% AFUE efficiency of the Utica SSV allows it to qualify for State, Federal and local Utility company rebates.**

The average water heater is rated at .59 EF - Energy Factor, measure of the useful energy coming out of your water heater divided by the amount of energy consumed to heat domestic water. The typical water heater accounts for 18% of your fuel bill. One of the conveniences of heating with a boiler is the ability to use it to generate your domestic hot water. By pairing your 95% efficient SSV with an H2O indirect water heater tank you will reduce your fuel consumption for heating hot water, increase the amount of hot water available and be protected with a lifetime tank warranty. Ask your heating contractor to replace your inefficient standalone hot water tank with an H2O.

Dependable...

Utica's Stainless Steel Heat Exchanger

- ASME certified to operate in applications up to 150 psi - though the typical residential application is around 15 psi
- Every heat exchanger is tested up to 375 psi; this is 25 times the typical residential boiler system operating pressure
- Proven reliability with tens of thousands of successful U.S. boiler installations

Utica Quality

- Every boiler is test-fired at the factory
- Complete combustion test is performed and a computer printout of the results are shipped with every boiler to ensure proper commissioning

15 year Limited Manufacturer's Warranty

The SSV heat exchanger is simply the finest ever designed and as such we provide the strongest factory warranty available. An additional first year leak-free heat exchanger coverage provides the original purchaser the right to select a new replacement SSV boiler or heat exchanger at their choice, and receive a labor allowance of \$500.00 for the servicing contractor.



The **SSV** is an *original, economical, dependable approach* to residential heat and domestic hot water.



Key Features

Gas Supply

- Top Pipe connection with built-in drip leg saves material & time



Heat Exchanger

- Patent Pending
- 316L/444 stainless steel fin tube
- Vertically mounted
- Self-cleaning
- 150 psi MAWP
- Designed in the U.S., for the U.S.



Polypropylene Flue Collector

- Corrosion resistant

Electrical Wiring

- Easy Access / Protected Terminal Strip

H2O Indirect Water Heater

- All 316 L Stainless Construction - no dissimilar metals to corrode
- Top Piping Connection saves material/time
- Stainless Dip Tube
- Extruded Stainless Steel Wall
- Coil Stand Off eliminates shipping damage
- Equipped with T&P and Relief Valves
- Less than 1/2 F degree loss per hour
- Smooth coil design eliminates sediment collection
- Limited Lifetime Warranty



*Optional stand

Advanced Controls



- 5:1 turn down ratio
- Easy to understand English text display
- Outdoor reset maximizes fuel economy
- Priority domestic hot water meets changing demands
- Connections for Primary pump, CH pump, and DHW pump
- Automatically manages up to 16 units in Multiple Boiler System

SETTINGS	
Central Heating Setpoint	180°F

SETTINGS	
DHW Setpoint	180°F

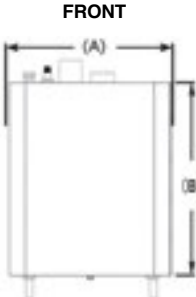
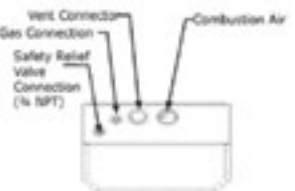
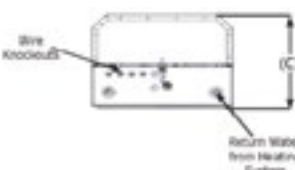





There are two basic settings; one for Central Heating and one for Domestic Hot Water. Both have factory pre-sets for standard installation and require no further adjustment. If desired, adjusting the settings is as easy as pushing a button! When using the Outdoor Air Sensor the Central heat setpoint automatically adjusts itself!

Factory Tested



- Certified to ASME standards in ECR's factory

Utica SSV Gas-Fired Modulating Condensing Hot Water Boiler

Dimensional Diagram	Model	Boiler Input Rate (MBH) ⁽¹⁾		Heating Capacity (MBH) ^{(1) (2)}	Net AHRI Rating, Water (MBH) ^{(1) (3)}	AFUE %	
		Maximum	Minimum				
 <p>FRONT</p>	SSV-050	50	10	46	40	95	
	SSV-075	75	15	69	60	95	
	SSV-100	100	20	91	79	95	
	SSV-150	150	30	139	121	95	
	SSV-200	200	40	185	161	95	
(1) 1000 Btu/hr (British Thermal Units Per Hour)							
(2) Heating Capacity and AFUE (Annual Fuel Utilization Efficiency) are based on DOE (Department of Energy) test procedures.							
(3) Net AHRI Ratings based on piping and pickup allowance of 1.15. Contact Technical Support before selecting boiler for installations having unusual piping and pickup requirements, such as intermittent system operation, extensive piping systems, etc.							
General Information (See Installation, Operation and Maintenance Manual for complete instructions)							
 <p>TOP</p>	Clearances	Dimension		Combustible Materials (Required) ⁽⁴⁾	Service ^{(4) (5)}		
		Top		0" (0 cm)		14" (36 cm)	
		Left Side		0" (0 cm)		0" (0 cm)	
		Right Side		0" (0 cm)		0" (0 cm)	
		Front		0" (0 cm)		6" (16 cm)	
		Back		0" (0 cm)		0" (0 cm)	
		Bottom		0" (0 cm)		12" (32 cm)	
		Combustion		0" (0 cm)		6" (16 cm)	
Hot Water Piping		See Local Code		6" (16 cm)			
 <p>BOTTOM</p>	Combustion Air & Vent Pipe Equivalent Length	(Schedule 40 PVC)					
		2" Pipe		3" Pipe			
		050	075/100	75/100	150/200		
		6 Ft.	6 Ft.	6 Ft.	6 Ft.		
		(1.8 m)	(1.8 m)	(1.8 m)	(1.8 m)		
Minimum Length	100 Ft.	50 Ft.	100 Ft.	100 Ft.			
	(30.5 m)	(15.2 m)	(30.5 m)	(30.5 m)			
Maximum Length	Note: Refer to IOM and vent pipe manufacturer's instructions for equivalent vent lengths and alternate venting materials.						
 <p>BACK</p>	Connections	Return/Supply Water		Gas In	Condensate Drain		
	050/075/100	3/4" Copper stub		1/2" NPT	3/4" NPT		
	150/200	1" Copper stub		3/4" NPT	3/4" NPT		
Electrical		120 Volts AC, 60hertz, 1 phase, Less than 12 amps (15 amp circuit recommended)					
Gas Pressure		Natural Gas – Min: 3.0" w.c. (0.7 kPa), Max: 13.5" w.c. (3.3 kPa) Propane – Min: 5.0" w.c. (1.2 kPa), Max: 13.5" w.c. (3.4 kPa)					
Water Content		050/075/100 - 1.1 Gallons, 150/200 - 1.8 Gallons					
Dimensions							
Models	050	150					
	075	200					
Width "A"	100	23"					
		508 mm	584 mm				
Height "B"		27.75"	37.75"				
		705 mm	959 mm				
Depth "C"		14.75"	16.3"				
		357 mm	414 mm				
Bracket "D"		24.41"	35.6"				
		620 mm	904 mm				
Ht. w/Piping "E"		30.75"	40.75"				
		781 mm	1035 mm				
Standard Equipment		Wall Mounted: Bracket included. Boiler Control Module: Automatic Low Voltage/Intermittent Direct Spark Ignition/Modulating with a 5:1 combustion turn down ratio. For multiple boiler applications - the control module can stage up to 16 boilers. User Display interface: Easy programming with text display. Outdoor Temperature Sensor included. Heat Exchanger: High grade 316L/444 Stainless Steel Fin Coil with Flame Sight Glass. Combustion: Gas Valve with Premix Venturi and Blower, Durable Stainless Steel Mesh Modulating Burner with 5:1 turn down ratio, Direct Spark Igniter and Flame Sensor. Electrical: Low Voltage Terminal Strip, High Voltage Junction Box and Transformer. Other: 30 PSI Safety Relief Valve, Boiler Drain Valve and Condensate Drain with built in trap.					
Options		LP Conversion Kit, Concentric Vent Kit (2" and 3"), System Sensor (For Multiple Boiler Applications)					
Certifications		   					

All ratings and specifications subject to change.

PN 240010712 Rev. 1/16



P.O. Box 4729
Utica, New York 13504

Tel: 315.797.1310
Fax: 315.797.3762

Contractor Assistance:
800.325.5479




www.uticaboilers.com