

# Cast Iron Oil-Fired Water Boilers


*Quality Engineered for Efficiency and Dependability*

## TriFire *High Efficiency 3-Pass Boiler*



UP TO  
**86.5%**  
A.F.U.E.



 **UTICA  
BOILERS**  
*The Heat is ON!*

# TriFire Series

Oil-Fired High Efficiency 3-Pass Water Boilers

## TriFire – the Eco-Friendly Choice in Oil Boilers with up to 86.5% AFUE!



### Advanced High Efficiency 3-Pass Heat Exchanger Design

The TriFire's multiple flue-way passages maximize surface area, optimizing heat transfer. A compact low mass design allows the unit to recover from low standby water temperatures utilizing half the energy of standard oil boilers. The overall result – a greener oil boiler through improved technology, ideal for space heating and applications utilizing an indirect water heater.

### Burners, Venting & Packaging Options

With a wide range of ENERGY STAR efficient models from .75 to 1.65 GPH, chimney or direct vent, Beckett or Riello Burners and packaging choices including knockdown – the TriFire is tailored to the needs of your application.

### Compact Footprint

With the leanest design in its class, the TriFire eases into tight applications while being easier on you. Compact and strong, maximum allowable working pressure of 65 psi.

## E-A-S-Y Installation Plug 'n Play

### Piping


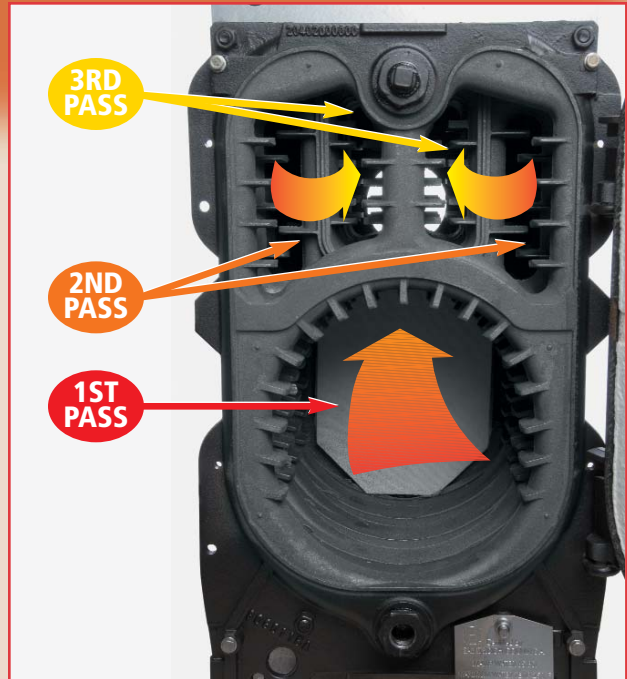
The TriFire Series features an installer friendly Piping Tree clearly labeled for simple, efficient installation of standard Aquastat, Pressure/Temperature Gauge and Relief Valve as well as optional Low Water Cut Off and High Limit Control. Piping connections are conveniently located at the back of the unit so the jacket can be installed after the unit has been piped.

### Wiring

The TriFire features an easily accessible terminal block located under the top protective cover. The unit is factory wired with molex connections for the Burner, Main Control, High Limit and Low Water Cut Off.

### Warranty


TriFire features a limited lifetime warranty with 5 and 10 Year Comfort Plus Extended Parts and Labor Warranties available.



Piping Manifold Tree for quick installation of standard features and optional controls



Panels can be installed or removed after the piping is connected



Controls come standard with factory wiring and plug 'n play harnesses



Plug 'n play connections for optional High Limit and LWCO



Beckett burner with plug 'n play connector



Removable front panel for easy cleaning and service



Wide Flue-Ways for easy cleaning



Flexible oil line



Site Glass & Sample port for easy service




Reversible hinged door easily lifts off hinges and positions right or left



Hinge Mount

Reversible swing door for installation Flexibility



## E-A-S-Y Service Dealer-Driven Features include:

- Flexible oil line combined with an easy access heat exchanger featuring dual hinge swing door with right or left mount option
- Wide Flue-Ways for easy cleaning
- Site Glass for flame observation
- Removable 1/4" sampling port for combustion readings

## TriFire Factory Supplied Standard Equipment

- High Efficiency Cast Iron 3-Pass Heat Exchanger
- Powder-Coated Steel Jacket
- Lighted On/Off Switch
- Reversible Dual Hinged Swing-Out Burner Door
- Oil Burner
- Target Wall
- Liner as Required by Model
- Efficiency Baffles by Model
- 3/4" ASME Relief Valve
- Piping Tree
- 1-1/4" Supply & Return Tappings (Qty. 1 ea.)
- Temperature/Pressure Gauge
- Aquastat/Boiler Control
- Circulator Control
- Terminal Block for Power Wiring
- Wiring Harnesses with Molex Connectors
- Burner Electrical Disconnect
- Drain Valve

## Optional Equipment

- Low Water Cut Off and/or Manual Reset High Limit are factory pre-wired and include plug 'n play molex connector harnesses
- Quick Connect Harness
- Knock-Down Packaging
- Burner Choices – Riello/Beckett AFG
- Direct Vent

## Direct Vent Boilers

Now Available with Beckett NX or Riello 40BF Burners

- **Flexible Side Wall Venting Kits**  
— 10, 15, 20 feet of double wall insulated stainless steel flexible vent pipe available as kits
- **Termination Kits (2 Available Options)**  
— Standard Vent Termination Kit  
— Riser Vent Termination Kit

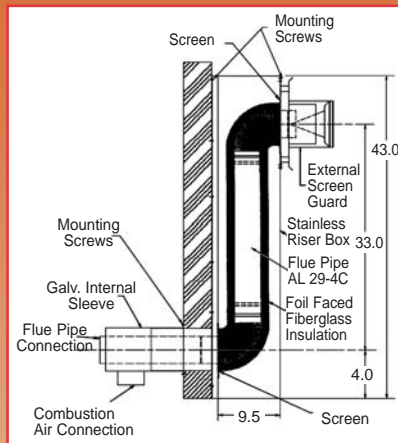
## Direct Vent



Flexible Vent Pipe



Standard Vent Termination



Riser Vent Termination

*Kits are not included with the boiler*

# TriFire Oil-fired High Efficiency 3-Pass Water Boiler

## RATINGS AND CAPACITIES

MODEL NO.	NO. OF SEC.	INPUT **MBH	***HEATING CAPACITY **MBH	NET I=B=R RATING **MBH	FIRING RATE †GPH	CHIMNEY SIZE	BOILER FLUE	DIMENSIONS (INCHES)			A.F.U.E. ††	APPROX. SHIP WEIGHT
								A	B	C		
*UB4TRA075	4	105	90	79	0.75	8" x 8" x 15'	5"	17 3/4	17 3/4	34 1/4	86.0%	436
*UB5TRA100	5	140	120	105	1.00	8" x 8" x 15'	5"	20 7/8	17 3/4	34 1/4	86.5%	496
*UB6TRA130	6	182	157	136	1.30	8" x 8" x 15'	5"	24 1/8	17 3/4	34 1/4	86.5%	560
*UB7TRA165	7	231	198	172	1.65	8" x 8" x 15'	6"	27 1/2	17 3/4	34 1/4	85.8%	620

**NOTE:** For direct vent applications, boiler must be ordered as a direct vent version. Field conversion kits are not available to convert the standard boiler to a direct vent version

\* AS AN ENERGY STAR PARTNER, UTICA BOILERS HAS DETERMINED THAT THIS PRODUCT MEETS ENERGY STAR GUIDELINES FOR ENERGY EFFICIENCY.

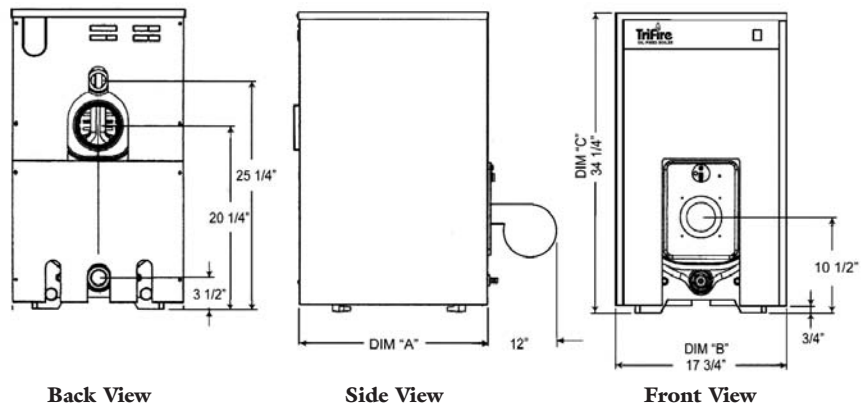
\*\* MBH = 1,000 BTU PER HOUR  
BTU = BRITISH THERMAL UNIT

\*\*\* HEATING CAPACITY BASED ON 13% CO<sub>2</sub> WITH A -0.02" W.C. DRAFT AT BREECH, AND A #1 SMOKE OR LESS. TESTING WAS DONE IN ACCORDANCE WITH THE D.O.E. (DEPARTMENT OF ENERGY) TEST PROCEDURE.

† GPH = GALLONS PER HOUR OIL AT 140,000 BTU PER GALLON

†† A.F.U.E. = ANNUAL FUEL UTILIZATION EFFICIENCY BASED UPON D.O.E. TEST PROCEDURE.

### DIMENSIONAL DIAGRAM



- The ratings marked "Net I=B=R Ratings" indicate the amount of remaining heat input that can be used to heat the radiation or terminal units. The Net I=B=R ratings shown are based on an allowance of 1.15 in accordance with the factors shown in the I=B=R Code as published by the Hydronics Institute.
- Selection of boiler size should be based upon "Net I=B=R Rating" being equal to or greater than the calculated heat loss of the building.
- The manufacturer should be consulted before selecting a boiler for installations having unusual piping and pick-up requirements.
- These boilers are constructed and hydrostatically tested for a maximum working pressure of 65 psi in accordance with A.S.M.E. (American Society of Mechanical Engineers) Boiler and Pressure Vessel Code Section IV standards for cast iron heating boilers. They are capacity rated in accordance with the code of the Hydronics Institute.

### YOUR ASSURANCE OF QUALITY

Utica Boilers products are designed, tested, and assembled to ensure that you receive the very best in home heating comfort, and value. Each product meets or exceeds all recognized safety, performance and efficiency standards.

Specifications and dimensions are subject to change without notice.



An ISO 9001-2000 Certified Company



P.O. Box 4729  
Utica, New York 13504  
Tel. 315-797-1310  
Fax 866-432-7329  
E-mail: sales@uticaboilers.com  
Web Site: www.uticaboilers.com



**USA Contractor Assistance:  
800-325-5479**